

2024 SA Masters IPT Singles - Port Elizabeth

Men's D

Pool A

	1.	2.	3.	4.
1. EASTERN PROVINCE B		10-0	4-6	8-2
2. NORTHERNS	0-10		6-4	6-4
3. WESTERN PROVINCE	6-4	4-6		4-6
4. EASTERN PROVINCE C	2-8	4-6	6-4	

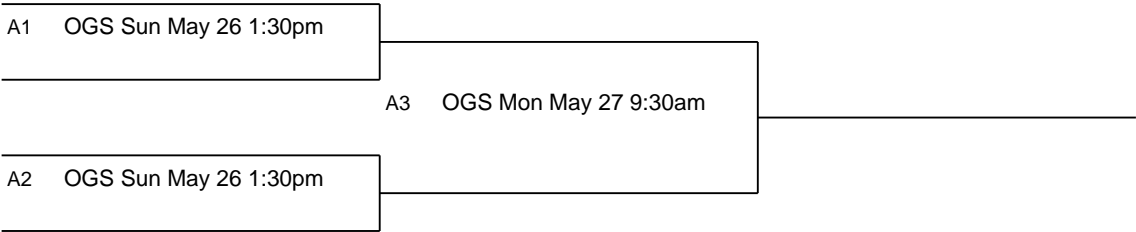
Standings	Points	Wins	Losses	Games	Game Pts
1. EASTERN PROVINCE B	22	2	1	38 - 19 (66.67%)	709 - 557 (56%)
2. WESTERN PROVINCE	14	1	2	24 - 28 (46.15%)	495 - 529 (48.34%)
3. NORTHERNS	12	2	1	23 - 29 (44.23%)	572 - 638 (47.27%)
4. EASTERN PROVINCE C	12	1	2	22 - 31 (41.51%)	590 - 642 (47.89%)

Pool B

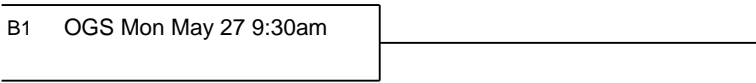
	1.	2.	3.	4.
1. SACD		2-8	4-6	8-2
2. EASTERN PROVINCE A	8-2		10-0	10-0
3. KWAZULU NATAL	6-4	0-10		10-0
4. MIDLANDS	2-8	0-10	0-10	

Standings	Points	Wins	Losses	Games	Game Pts
1. EASTERN PROVINCE A	28	3	0	43 - 4 (91.49%)	682 - 377 (64.4%)
2. KWAZULU NATAL	16	2	1	25 - 28 (47.17%)	615 - 619 (49.84%)
3. SACD	14	1	2	26 - 27 (49.06%)	637 - 642 (49.8%)
4. MIDLANDS	2	0	3	9 - 44 (16.98%)	477 - 773 (38.16%)

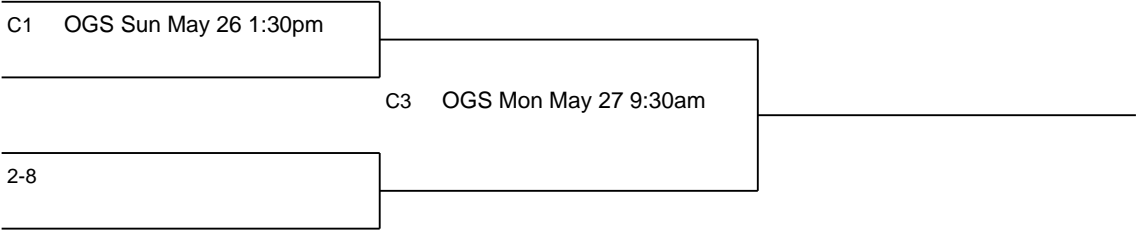
1/2 Playoff



3/4 Playoff



5/6 Playoff



7/8 Playoff

