

Omanyala Tennis 10's

Boys 10 & Under Orange

Box 1

	1.	2.	3.	4.	5.	6.	7.
1. NDAMBUKI Meshack		7-1	2-7	4-7	7-3	7-1	5-7
2. OCHIENG David	1-7		2-7	7-2	2-7	7-5	2-7
3. OLWENYO Charles	7-2	7-2		6-7	7-3	7-1	5-7
4. ADRIAN Teddy	7-4	2-7	7-6		7-4	7-1	6-7
5. KAHARE Hansel	3-7	7-2	3-7	4-7		7-5	3-7
6. MULIK Wayne	1-7	5-7	1-7	1-7	5-7		0-7
7. OCHIENG Charles	7-5	7-2	7-5	7-6	7-3	7-0	

Standings	Points	Wins	Losses	Sets	Games
1. Charles OCHIENG	12	6	0	6 - 0 (100%)	42 - 21 (66.67%)
2. Charles OLWENYO	8	4	2	4 - 2 (66.67%)	39 - 22 (63.93%)
3. Teddy ADRIAN	8	4	2	4 - 2 (66.67%)	36 - 29 (55.38%)
4. Meshack NDAMBUKI	6	3	3	3 - 3 (50%)	32 - 26 (55.17%)
5. Hansel KAHARE	4	2	4	2 - 4 (33.33%)	27 - 35 (43.55%)
6. David OCHIENG	4	2	4	2 - 4 (33.33%)	21 - 35 (37.5%)
7. Wayne MULIK	0	0	6	0 - 6 (0%)	13 - 42 (23.64%)

Box 2

	1.	2.	3.	4.	5.	6.	7.
1. MUNAVI Bryden		Opponent W/O	7-5	5-7	5-7	1-7	Opponent W/O
2. BORORO Victor	W/O		W/O	W/O	W/O	W/O	Opponent W/O
3. MWACHOFI Alinoor	5-7	Opponent W/O		5-7	3-7	7-5	Opponent W/O
4. NJERU Ryan	7-5	Opponent W/O	7-5		7-1	4-7	Opponent W/O
5. IRUNGU Samuel	7-5	Opponent W/O	7-3	1-7		7-3	Opponent W/O
6. SAGEKA Cedrick	7-1	Opponent W/O	5-7	7-4	3-7		Opponent W/O
7. CASTRO Fidel	W/O	W/O	W/O	W/O	W/O	W/O	

Standings	Points	Wins	Losses	Sets	Games
1. Ryan NJERU	10	5	1	5 - 1 (83.33%)	37 - 18 (67.27%)
2. Samuel IRUNGU	10	5	1	5 - 1 (83.33%)	34 - 18 (65.38%)
3. Cedrick SAGEKA	8	4	2	4 - 2 (66.67%)	34 - 19 (64.15%)
4. Alinoor MWACHOFI	6	3	3	3 - 3 (50%)	32 - 26 (55.17%)
5. Bryden MUNAVI	6	3	3	3 - 3 (50%)	30 - 26 (53.57%)
6. Victor BORORO	2	1	5	1 - 5 (16.67%)	6 - 30 (16.67%)
7. Fidel CASTRO	0	0	6	0 - 6 (0%)	0 - 36 (0%)

Box 3

	1.	2.	3.	4.	5.	6.	7.	8.
1. NJOROGE Liam		W/O	W/O	W/O	W/O	W/O	W/O	W/O
2. SHITI Ethan	Opponent W/O		2-7	1-7	1-7	6-7	6-7	7-1
3. MUMO Joel	Opponent W/O	7-2		0-7	6-7	7-6	7-4	7-3
4. MICHUKI Aaron	Opponent W/O	7-1	7-0		7-0	7-4	7-4	7-0
5. MUDOGA Maxwell	Opponent W/O	7-1	7-6	0-7		6-7	7-4	7-2
6. MBOGO Tugi	Opponent W/O	7-6	6-7	4-7	7-6		7-3	7-2
7. DIBO Tassel	Opponent W/O	7-6	4-7	4-7	4-7	3-7		7-3
8. MUREITHI Joel	Opponent W/O	1-7	3-7	0-7	2-7	2-7	3-7	

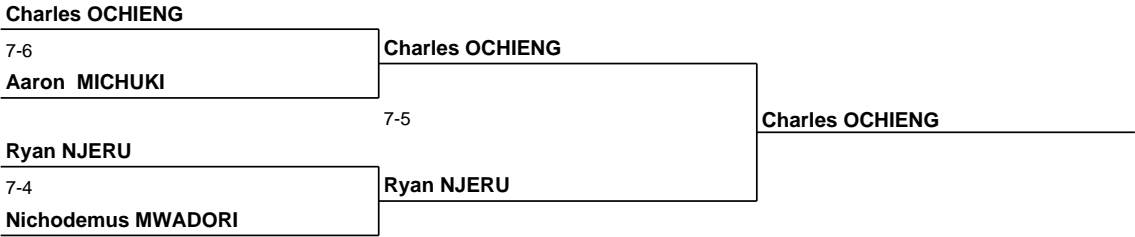
Standings	Points	Wins	Losses	Sets	Games
1. Aaron MICHUKI	14	7	0	7 - 0 (100%)	48 - 9 (84.21%)
2. Maxwell MUDOGA	10	5	2	5 - 2 (71.43%)	40 - 27 (59.7%)
3. Tugi MBOGO	10	5	2	5 - 2 (71.43%)	44 - 31 (58.67%)
4. Joel MUMO	10	5	2	5 - 2 (71.43%)	40 - 29 (57.97%)
5. Tassel DIBO	6	3	4	3 - 4 (42.86%)	35 - 37 (48.61%)
6. Ethan SHITI	4	2	5	2 - 5 (28.57%)	29 - 36 (44.62%)
7. Joel MUREITHI	2	1	6	1 - 6 (14.29%)	17 - 42 (28.81%)
8. Liam NJOROGE	0	0	7	0 - 7 (0%)	0 - 42 (0%)

Box 4

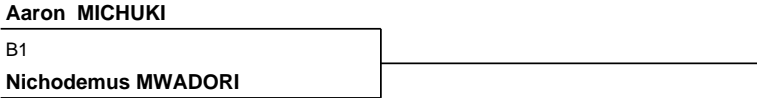
	1.	2.	3.	4.	5.	6.	7.	8.
1. OMONDI Feizon		7-1	Opponent W/O	7-5	5-7	7-5	7-1	7-1
2. EWARIET Samuel	1-7		Opponent W/O	W/O	W/O	W/O	W/O	W/O
3. KAMAU Tafari	W/O	W/O		W/O	W/O	W/O	W/O	W/O
4. MUIGAI Dalton	5-7	Opponent W/O	Opponent W/O		3-7	6-7	3-7	4-7
5. MWADORI Nichodemus	7-5	Opponent W/O	Opponent W/O	7-3		7-1	7-0	7-3
6. ORORI Adrian	5-7	Opponent W/O	Opponent W/O	7-6	1-7		6-7	7-5
7. LUBENGE Shal	1-7	Opponent W/O	Opponent W/O	7-3	0-7	7-6		7-5
8. KOOME Samuel	1-7	Opponent W/O	Opponent W/O	7-4	3-7	5-7	5-7	

Standings	Points	Wins	Losses	Sets	Games
1. Nichodemus MWADORI	14	7	0	7 - 0 (100%)	47 - 12 (79.66%)
2. Feizon OMONDI	12	6	1	6 - 1 (85.71%)	46 - 20 (69.7%)
3. Shal LUBENGE	10	5	2	5 - 2 (71.43%)	34 - 28 (54.84%)
4. Adrian ORORI	8	4	3	4 - 3 (57.14%)	38 - 32 (54.29%)
5. Samuel KOOME	6	3	4	3 - 4 (42.86%)	33 - 32 (50.77%)
6. Dalton MUIGAI	4	2	5	2 - 5 (28.57%)	33 - 35 (48.53%)
7. Samuel EWARIET	2	1	6	1 - 6 (14.29%)	7 - 37 (15.91%)
8. Tafari KAMAU	0	0	7	0 - 7 (0%)	0 - 42 (0%)


1/2 Playoff



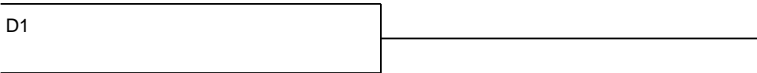
3/4 Playoff



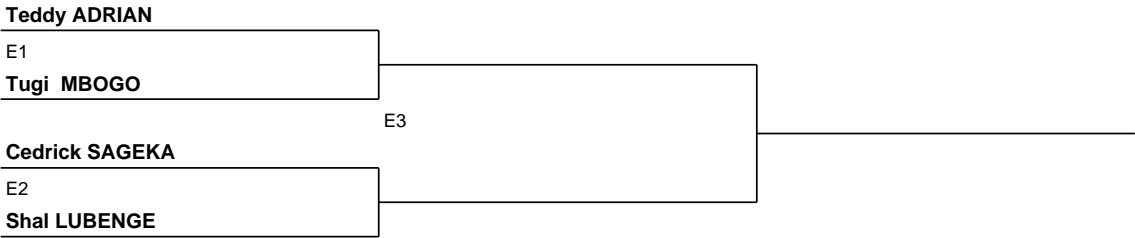
5/6 Playoff



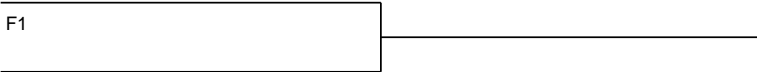
7/8 Playoff




9/10 Playoff



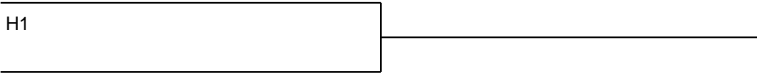
11/12 Playoff




13/14 Playoff



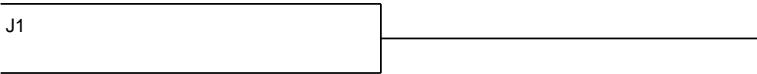
15/16 Playoff




17/18 Playoff



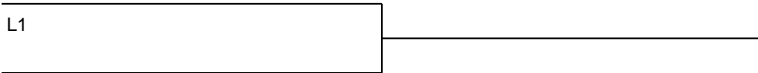
19/20 Playoff




21/22 Playoff



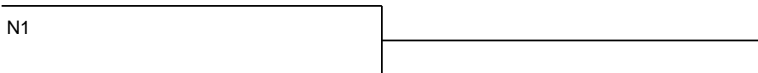
23/24 Playoff




25/26 Playoff



27/28 Playoff



29/30 Playoff



31/32 Playoff

P1

