

Woodfield Squash Stories 3

Cat A

Box 1

	1.	2.	3.
1. [1] FORSTER Max		11-3, 11-3, 11-4	11-3, 11-3, 11-2
2. HILL Oscar	3-11, 3-11, 4-11		11-13, 5-11, 11-4 9-11
3. CHIDWICK Jason	3-11, 3-11, 2-11	13-11, 11-5, 4-11 11-9	

Standings	Points	Wins	Losses	Games	Game Pts
1. [1] Max FORSTER	4	2	0	6 - 0 (100%)	66 - 18 (78.57%)
2. Jason CHIDWICK	2	1	1	3 - 4 (42.86%)	47 - 69 (40.52%)
3. Oscar HILL	0	0	2	1 - 6 (14.29%)	46 - 72 (38.98%)

Box 2

	1.	2.	3.
1. [3] SOCKETT Ben		11-0, 11-6, 11-7	Opponent W/O
2. TRESSLER Andrew	0-11, 6-11, 7-11		Opponent W/O
3. YOUNGER Cai	W/O	W/O	

Standings	Points	Wins	Losses	Games	Game Pts
1. [3] Ben SOCKETT	4	2	0	6 - 0 (100%)	33 - 13 (71.74%)
2. Andrew TRESSLER	2	1	1	3 - 3 (50%)	13 - 33 (28.26%)
3. Cai YOUNGER	0	0	2	0 - 6 (0%)	0 - 0 (0%)

Box 3

	1.	2.	3.
1. [4] SMITH Ben		11-4, 11-4, 7-11 11-4	11-2, 11-2, 11-5
2. WATTS Sam	4-11, 4-11, 11-7 4-11		7-11, 3-11, 9-11
3. ANDERSON Harry	2-11, 2-11, 5-11	11-7, 11-3, 11-9	

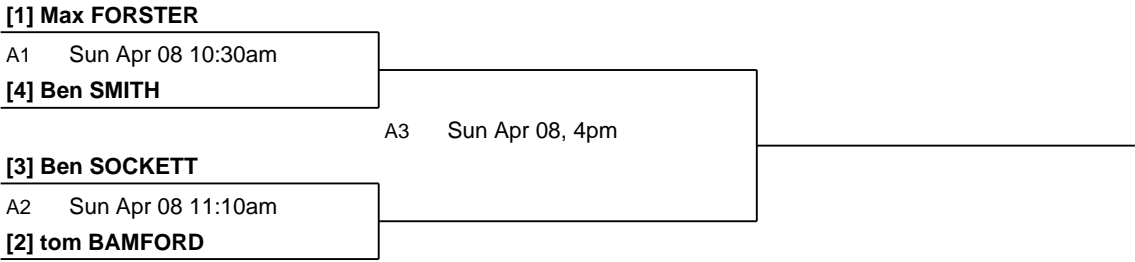
Standings	Points	Wins	Losses	Games	Game Pts
1. [4] Ben SMITH	4	2	0	6 - 1 (85.71%)	73 - 32 (69.52%)
2. Harry ANDERSON	2	1	1	3 - 3 (50%)	42 - 52 (44.68%)
3. Sam WATTS	0	0	2	1 - 6 (14.29%)	42 - 73 (36.52%)

Box 4

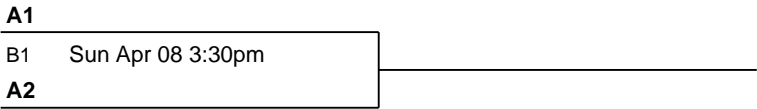
	1.	2.	3.
1. [2] BAMFORD tom		11-7, 5-11, 11-4 12-10	11-6, 11-6, 11-1
2. HAWES Billy	7-11, 11-5, 4-11 10-12		8-11, 7-11, 5-11
3. LAWES Alfie	6-11, 6-11, 1-11	11-8, 11-7, 11-5	

Standings	Points	Wins	Losses	Games	Game Pts
1. [2] tom BAMFORD	4	2	0	6 - 1 (85.71%)	72 - 45 (61.54%)
2. Alfie LAWES	2	1	1	3 - 3 (50%)	46 - 53 (46.46%)
3. Billy HAWES	0	0	2	1 - 6 (14.29%)	52 - 72 (41.94%)


1/2 Playoff



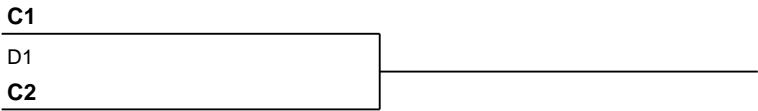
3/4 Playoff




5/6 Playoff



7/8 Playoff



9/10 Playoff



11/12 Playoff

