





2019041 EC Nelson Mandela Bay Mini 1  
BS 10

Box 1

				1.	2.	3.	4.	5.
TSA101033	BOR		1. HEIBERG Ryan		9-0	3-6	5-4	7-2
TSA101163	EP		2. LANDSBERG Simon	0-9		0-9	1-8	2-7
TSA091429	EP		3. MOWBRAY Jack	6-3	9-0		5-4	8-1
TSA091193	EP		4. CRONE Callan	4-5	8-1	4-5		6-3
TSA091374	FS		5. STRYDOM Gerdus	2-7	7-2	1-8	3-6	

Standings	Points	Wins	Losses	Sets	Games
1. Jack MOWBRAY	8	4	0	4 - 0 (100%)	28 - 8 (77.78%)
2. Ryan HEIBERG	6	3	1	3 - 1 (75%)	24 - 12 (66.67%)
3. Callan CRONE	4	2	2	2 - 2 (50%)	22 - 14 (61.11%)
4. Gerdus STRYDOM	2	1	3	1 - 3 (25%)	13 - 23 (36.11%)
5. Simon LANDSBERG	0	0	4	0 - 4 (0%)	3 - 33 (8.33%)

Box 2

				1.	2.	3.	4.	5.	6.	
TSA101142	EP		1.	HURTER Alexander		9-0	4-5	3-6	3-6	5-4
TSA091428	EP		2.	JURGENS Lukas	0-9		0-9	0-9	0-9	2-7
TSA091331	EP		3.	CONRADIE Reghardt	5-4	9-0		3-6	5-4	4-5
TSA091069	EP		4.	JANSE VAN RENSBURG Thinus	6-3	9-0	6-3		6-3	6-3
TSA111006	EP		5.	ROULSTONE Zeke	6-3	9-0	4-5	3-6		5-4
TSA091134	EDEN		6.	LAMPRECHT Janhendrik	4-5	7-2	5-4	3-6	4-5	

Standings	Points	Wins	Losses	Sets	Games
1. Thinus JANSE VAN RENSBURG	10	5	0	5 - 0 (100%)	33 - 12 (73.33%)
2. Zeke ROULSTONE	6	3	2	3 - 2 (60%)	27 - 18 (60%)
3. Reghardt CONRADIE	6	3	2	3 - 2 (60%)	26 - 19 (57.78%)
4. Alexander HURTER	4	2	3	2 - 3 (40%)	24 - 21 (53.33%)
5. Janhendrik LAMPRECHT	4	2	3	2 - 3 (40%)	23 - 22 (51.11%)
6. Lukas JURGENS	0	0	5	0 - 5 (0%)	2 - 43 (4.44%)

1/2 Playoff

Jack MOWBRAY	
	Thinus JANSE VAN RENSBURG
Thinus JANSE VAN RENSBURG	9-3

3/4 Playoff

Ryan HEIBERG	
	Zeke ROULSTONE
Zeke ROULSTONE	7-2

5/6 Playoff

Callan CRONE	
Reghardt CONRADIE	Callan CRONE
	5-4

7/8 Playoff

Gerdus STRYDOM	
Alexander HURTER	Alexander HURTER
	7-2

9/10 Playoff

E1	Janhendrik LAMPRECHT
----	----------------------