









Barrett Property Sales Junior Classic (Bronze)
U/15 Boys

Box 1

| | | | 1. | 2. | 3. | 4. |
|-------|---|------------------------|------------------|------------------|------------------|------------------|
| DHSC |  | 1. RAJ Joshua Rahul | | 11-2, 11-7, 11-5 | 11-6, 11-6, 11-8 | 11-2, 11-2, 11-2 |
| CHSSC |  | 2. MORIZ Samuel | 2-11, 7-11, 5-11 | | 11-7, 11-2, 11-6 | 11-3, 11-4, 11-5 |
| DHSC |  | 3. CANTY Kayden | 6-11, 6-11, 8-11 | 7-11, 2-11, 6-11 | | 11-6, 11-3, 11-7 |
| CHSSC |  | 4. NARGAR Daniel | 2-11, 2-11, 2-11 | 3-11, 4-11, 5-11 | 6-11, 3-11, 7-11 | |

| Standings | Points | Wins | Losses | Games | Game Pts |
|---------------------|--------|------|--------|----------------|------------------|
| 1. Joshua Rahul RAJ | 6 | 3 | 0 | 9 - 0 (100%) | 99 - 40 (71.22%) |
| 2. Samuel MORIZ | 4 | 2 | 1 | 6 - 3 (66.67%) | 80 - 60 (57.14%) |
| 3. Kayden CANTY | 2 | 1 | 2 | 3 - 6 (33.33%) | 68 - 82 (45.33%) |
| 4. Daniel NARGAR | 0 | 0 | 3 | 0 - 9 (0%) | 34 - 99 (25.56%) |

Box 2

| | | | 1. | 2. | 3. | 4. | 5. |
|-------|---|------------------------|-------------------|-------------------|--------------------------|--------------------------|-------------------|
| GTSC |  | 1. HANSEN Jack | | 11-4, 11-5, 11-7 | 11-1, 11-4, 11-2 | 11-4, 11-6, 11-6 | 11-5, 11-7, 14-12 |
| CHSSC |  | 2. LIM Joshua | 4-11, 5-11, 7-11 | | 10-12, 1-11, 1-11 | 4-11, 3-11, 5-11 | 0-11, 1-11, 2-11 |
| TRCC | | 3. PHILLIPS Ross | 1-11, 4-11, 2-11 | 12-10, 11-1, 11-1 | | 11-6, 6-11, 2-11 4-11 | 5-11, 3-11, 5-11 |
| SSCAU |  | 4. WEST Mathew | 4-11, 6-11, 6-11 | 11-4, 11-3, 11-5 | 6-11, 11-6, 11-2 11-4 | | 4-11, 7-11, 6-11 |
| CHSSC |  | 5. WALMSLEY Lachlan | 5-11, 7-11, 12-14 | 11-0, 11-1, 11-2 | 11-5, 11-3, 11-5 | 11-4, 11-7, 11-6 | |

| Standings | Points | Wins | Losses | Games | Game Pts |
|---------------------|--------|------|--------|----------------|--------------------|
| 1. Jack HANSEN | 8 | 4 | 0 | 12 - 0 (100%) | 135 - 63 (68.18%) |
| 2. Lachlan WALMSLEY | 6 | 3 | 1 | 9 - 3 (75%) | 123 - 69 (64.06%) |
| 3. Mathew WEST | 4 | 2 | 2 | 6 - 7 (46.15%) | 105 - 101 (50.97%) |
| 4. Ross PHILLIPS | 2 | 1 | 3 | 4 - 9 (30.77%) | 77 - 117 (39.69%) |
| 5. Joshua LIM | 0 | 0 | 4 | 0 - 12 (0%) | 43 - 133 (24.43%) |

1/2 Playoff

| | |
|------------------------|------------------|
| Joshua Rahul RAJ | |
| 11-9, 11-2, 11-6 (18m) | Joshua Rahul RAJ |
| Jack HANSEN | |

3/4 Playoff

| | |
|-------------------|--------------|
| Samuel MORIZ | |
| 12-10, 11-1, 11-7 | Samuel MORIZ |
| Lachlan WALMSLEY | |

5/6 Playoff

| | |
|------------------|--------------|
| Kayden CANTY | |
| 11-4, 11-8, 11-4 | Kayden CANTY |
| Mathew WEST | |

7/8 Playoff

| | |
|------------------|---------------|
| Daniel NARGAR | |
| 11-1, 11-5, 11-7 | Ross PHILLIPS |
| Ross PHILLIPS | |