








202029 Gauteng Central Spring
BS 10

Box 1

				1.	2.	3.	4.	5.
TSA111305			1. KLOPPER André		3-4	4-3	2-5	5-2
TSA121106	KZN		2. KOCK Cameron	4-3		3-4	5-2	4-3
TSA111258	GC		3. LYLE Alexandre	3-4	4-3		3-4	3-4
TSA101133	GC		4. VAN ZYL Oliver	5-2	2-5	4-3		4-3
TSA101203			5. IGNJATOV Vladimir	2-5	3-4	4-3	3-4	

Standings	Points	Wins	Losses	Sets	Games
1. Cameron KOCK	6	3	1	3 - 1 (75%)	16 - 12 (57.14%)
2. Oliver VAN ZYL	6	3	1	3 - 1 (75%)	15 - 13 (53.57%)
3. André KLOPPER	4	2	2	2 - 2 (50%)	14 - 14 (50%)
4. Vladimir IGNJATOV	2	1	3	1 - 3 (25%)	12 - 16 (42.86%)
5. Alexandre LYLE	2	1	3	1 - 3 (25%)	13 - 15 (46.43%)

Box 2

				1.	2.	3.	4.	5.	6.
TSA111339	GC		1. MUTOONI Leo		1-6	1-6	0-7	0-7	3-4
TSA111334	GC		2. CURTIS Jagger	6-1		3-4	0-7	1-6	7-0
TSA111210	GC		3. RUBBERS Gareth	6-1	4-3		1-6	3-4	3-4
TSA101347	GC		4. GROBLER Zian	7-0	7-0	6-1		0-7	5-2
TSA101185	GE		5. ALEXANDER Kosma	7-0	6-1	4-3	7-0		6-1
TSA111336	GE		6. CHRISTOFORAKIS Panagiotis	4-3	0-7	4-3	2-5	1-6	

Standings	Points	Wins	Losses	Sets	Games
1. Kosma ALEXANDER	10	5	0	5 - 0 (100%)	30 - 5 (85.71%)
2. Zian GROBLER	8	4	1	4 - 1 (80%)	25 - 10 (71.43%)
3. Jagger CURTIS	4	2	3	2 - 3 (40%)	17 - 18 (48.57%)
4. Gareth RUBBERS	4	2	3	2 - 3 (40%)	17 - 18 (48.57%)
5. Panagiotis CHRISTOFORAKIS	4	2	3	2 - 3 (40%)	11 - 24 (31.43%)
6. Leo MUTOONI	0	0	5	0 - 5 (0%)	5 - 30 (14.29%)

1/2 Playoff

Cameron KOCK	Kosma ALEXANDER
Kosma ALEXANDER	6-1

3/4 Playoff

Oliver VAN ZYL	Zian GROBLER
Zian GROBLER	5-2

5/6 Playoff

André KLOPPER	
Jagger CURTIS	André KLOPPER 5-2

7/8 Playoff

Vladimir IGNJATOV	
Gareth RUBBERS	Vladimir IGNJATOV 5-2

9/10 Playoff

Alexandre LYLE	
Panagiotis CHRISTOFORAKIS	Alexandre LYLE 7-0