

# BNP Paribas Rising Star - National Finals

## Boys Primary School Draw

### Box 1

|                   | 1.  | 2.  | 3.  |
|-------------------|-----|-----|-----|
| 1. GREY COLLEGE   |     | 6-0 | 6-0 |
| 2. WESTRIDGE HUB  | 0-6 |     | 2-4 |
| 3. NEWTON PRIMARY | 0-6 | 4-2 |     |

| Standings         | Points | Wins | Losses | Sets            | Games            |
|-------------------|--------|------|--------|-----------------|------------------|
| 1. GREY COLLEGE   | 12     | 2    | 0      | 12 - 0 (100%)   | 73 - 34 (68.22%) |
| 2. NEWTON PRIMARY | 4      | 1    | 1      | 5 - 9 (35.71%)  | 72 - 82 (46.75%) |
| 3. WESTRIDGE HUB  | 2      | 0    | 2      | 3 - 11 (21.43%) | 61 - 90 (40.4%)  |

### Box 2

|                        | 1.  | 2.  | 3.  |
|------------------------|-----|-----|-----|
| 1. MIDSTREAM COLLEGE   |     | 2-4 | 6-0 |
| 2. STIRLING PRIMARY    | 4-2 |     | 6-0 |
| 3. LAERSKOOL GOEDEHOOP | 0-6 | 0-6 |     |

| Standings              | Points | Wins | Losses | Sets            | Games            |
|------------------------|--------|------|--------|-----------------|------------------|
| 1. STIRLING PRIMARY    | 10     | 2    | 0      | 10 - 3 (76.92%) | 76 - 53 (58.91%) |
| 2. MIDSTREAM COLLEGE   | 8      | 1    | 1      | 9 - 4 (69.23%)  | 73 - 52 (58.4%)  |
| 3. LAERSKOOL GOEDEHOOP | 0      | 0    | 2      | 0 - 12 (0%)     | 29 - 73 (28.43%) |

### Box 3

|                      | 1.  | 2.  | 3.  |
|----------------------|-----|-----|-----|
| 1. DE HOOP PRIMARY   |     | 4-2 | 6-0 |
| 2. GUNNERS           | 2-4 |     | 2-4 |
| 3. LAERSKOOL VASTRAP | 0-6 | 4-2 |     |


| Standings            | Points | Wins | Losses | Sets            | Games            |
|----------------------|--------|------|--------|-----------------|------------------|
| 1. DE HOOP PRIMARY   | 10     | 2    | 0      | 10 - 3 (76.92%) | 81 - 58 (58.27%) |
| 2. LAERSKOOL VASTRAP | 4      | 1    | 1      | 4 - 8 (33.33%)  | 48 - 56 (46.15%) |
| 3. GUNNERS           | 4      | 0    | 2      | 5 - 8 (38.46%)  | 61 - 76 (44.53%) |

Box 4

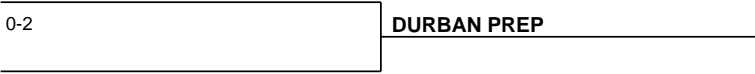
|                               | 1.  | 2.  | 3.  |
|-------------------------------|-----|-----|-----|
| 1. LAERSKOOL P...TERSBURG OOS |     | 2-4 | 4-2 |
| 2. DURBAN PREP                | 4-2 |     | 6-0 |
| 3. 3 ACHOR BAY                | 2-4 | 0-6 |     |

| Standings                     | Points | Wins | Losses | Sets            | Games            |
|-------------------------------|--------|------|--------|-----------------|------------------|
| 1. DURBAN PREP                | 10     | 2    | 0      | 10 - 2 (83.33%) | 67 - 39 (63.21%) |
| 2. LAERSKOOL P...TERSBURG OOS | 6      | 1    | 1      | 6 - 7 (46.15%)  | 62 - 64 (49.21%) |
| 3. 3 ACHOR BAY                | 2      | 0    | 2      | 3 - 10 (23.08%) | 47 - 73 (39.17%) |

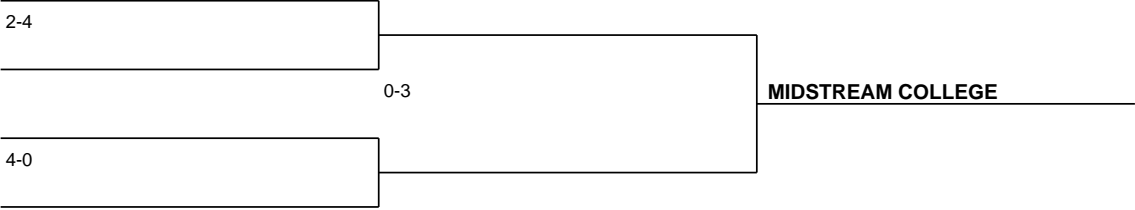
1/2 Playoff



3/4 Playoff




5/6 Playoff



7/8 Playoff



9/10 Playoff



11/12 Playoff

