

# BNP Paribas Rising Star - National Finals

## Boys Primary School Draw

### Box 1

	1.	2.	3.
1. GREY COLLEGE		6-0	6-0
2. WESTRIDGE HUB	0-6		2-4
3. NEWTON PRIMARY	0-6	4-2	

Standings	Points	Wins	Losses	Sets	Games
1. GREY COLLEGE	12	2	0	12 - 0 (100%)	73 - 34 (68.22%)
2. NEWTON PRIMARY	4	1	1	5 - 9 (35.71%)	72 - 82 (46.75%)
3. WESTRIDGE HUB	2	0	2	3 - 11 (21.43%)	61 - 90 (40.4%)

### Box 2

	1.	2.	3.
1. MIDSTREAM COLLEGE		2-4	6-0
2. STIRLING PRIMARY	4-2		6-0
3. LAERSKOOL GOEDEHOOP	0-6	0-6	

Standings	Points	Wins	Losses	Sets	Games
1. STIRLING PRIMARY	10	2	0	10 - 3 (76.92%)	76 - 53 (58.91%)
2. MIDSTREAM COLLEGE	8	1	1	9 - 4 (69.23%)	73 - 52 (58.4%)
3. LAERSKOOL GOEDEHOOP	0	0	2	0 - 12 (0%)	29 - 73 (28.43%)

### Box 3

	1.	2.	3.
1. DE HOOP PRIMARY		4-2	6-0
2. GUNNERS	2-4		2-4
3. LAERSKOOL VASTRAP	0-6	4-2	


Standings	Points	Wins	Losses	Sets	Games
1. DE HOOP PRIMARY	10	2	0	10 - 3 (76.92%)	81 - 58 (58.27%)
2. LAERSKOOL VASTRAP	4	1	1	4 - 8 (33.33%)	48 - 56 (46.15%)
3. GUNNERS	4	0	2	5 - 8 (38.46%)	61 - 76 (44.53%)

Box 4

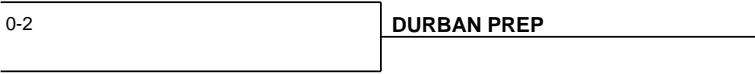
	1.	2.	3.
1. LAERSKOOL P...TERSBURG OOS		2-4	4-2
2. DURBAN PREP	4-2		6-0
3. 3 ACHOR BAY	2-4	0-6	

Standings	Points	Wins	Losses	Sets	Games
1. DURBAN PREP	10	2	0	10 - 2 (83.33%)	67 - 39 (63.21%)
2. LAERSKOOL P...TERSBURG OOS	6	1	1	6 - 7 (46.15%)	62 - 64 (49.21%)
3. 3 ACHOR BAY	2	0	2	3 - 10 (23.08%)	47 - 73 (39.17%)

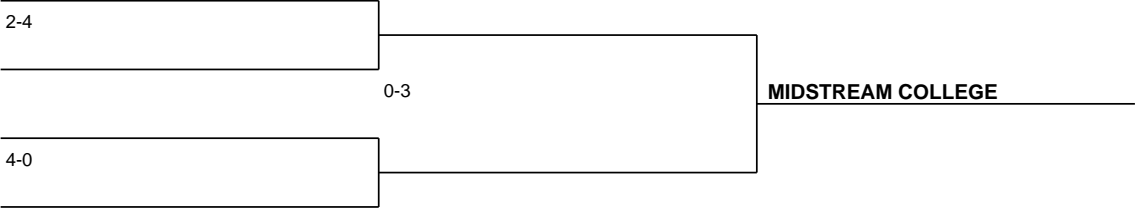
1/2 Playoff



3/4 Playoff




5/6 Playoff



7/8 Playoff



9/10 Playoff



11/12 Playoff

